

Settings

Home

Find a setting

Devices












- Bluetooth & other devices
- Printers & scanners**
- Mouse
- Touchpad
- Typing
- Pen & Windows Ink
- AutoPlay
- USB

Printers & scanners

Add printers & scanners

+ Add a printer or scanner

Printers & scanners

-  ABS PDF Driver v400
-  Brother HL-L2350DW series
Not connected
-  Brother HL-L2350DW series Printer
Offline
-  Fax
-  Gaiiho PDF
-  HP LaserJet Professional P1102
-  HPB0BA77 (HP OfficeJet Pro 8710)
-  Microsoft Print to PDF
-  Microsoft XPS Document Writer
-  OneNote for Windows 10
-  ScanSoft PDF Create!
Default

Allow Windows to manage my default printer

When this is on, Windows will set your default printer to be the one you used most recently at your current location.

← Add Printer

Find a printer by other options

My printer is a little older. Help me find it.

Select a shared printer by name

Example: \\computername\printername or
http://computername/printers/printername/.printer

Add a printer using a TCP/IP address or hostname

Add a Bluetooth, wireless or network discoverable printer

Add a local printer or network printer with manual settings

Troubleshoot your printer

If you can't get your printer to work, try running the printer troubleshooter.


[Open troubleshooter settings](#)

Related settings

[Print server properties](#)

[Run the troubleshooter](#)

 [Get help](#)

 [Give feedback](#)

Settings

Home

Find a setting

Devices

- Bluetooth & other devices
- Printers & scanners**
- Mouse
- Touchpad
- Typing
- Pen & Windows Ink
- AutoPlay
- USB

Printers & scanners

Add printers & scanners

+ Add a printer or scanner

Printers & scanners

- ABS PDF Driver v400
- Brother HL-L2350DW series
Not connected
- Brother HL-L2350DW series Printer
Offline
- Fax
- Gaiiho PDF
- HP LaserJet Professional P1102
- HPB0BA77 (HP OfficeJet Pro 8710)
- Microsoft Print to PDF
- Microsoft XPS Document Writer
- OneNote for Windows 10
- ScanSoft PDF Create!
Default

Allow Windows to manage my default printer

When this is on, Windows will set your default printer to be the one you used most recently at your current location.

← Add Printer

Choose a printer port

A printer port is a type of connection that allows your computer to exchange information with a printer.

Use an existing port: Documents*.pdf (Adobe PDF)

Create a new port:
Type of port: Adobe PDF Port Monitor

Next Cancel

Troubleshoot your printer
If you can't get your printer to work, try running the printer troubleshooter.

[Open troubleshooter settings](#)

Related settings
[Print server properties](#)
[Run the troubleshooter](#)

[Get help](#)
[Give feedback](#)

Settings

Home

Find a setting

Devices

- Bluetooth & other devices
- Printers & scanners**
- Mouse
- Touchpad
- Typing
- Pen & Windows Ink
- AutoPlay
- USB

Printers & scanners

Add printers & scanners

+ Add a printer or scanner

Printers & scanners

- ABS PDF Driver v400
- Brother HL-L2350DW series
Not connected
- Brother HL-L2350DW series Printer
Offline
- Fax
- Gaiiho PDF
- HP LaserJet Professional P1102
- HPB0BA77 (HP OfficeJet Pro 8710)
- Microsoft Print to PDF
- Microsoft XPS Document Writer
- OneNote for Windows 10
- ScanSoft PDF Create!
Default

Allow Windows to manage my default printer

When this is on, Windows will set your default printer to be the one you used most recently at your current location.

Add Printer

Install the printer driver

Choose your printer from the list. Click Windows Update to see more models.
To install the driver from an installation CD, click Have Disk.

Manufacturer	Printers
Adobe	Adobe PDF Converter Version: 17.1.0.0 [25/11/2019]
AMYUNI Technologies	Adobe PDF Converter Version: 17.2.0.0 [10/01/2021]
Brother	
Generic	

This driver is digitally signed. [Tell me why driver signing is important](#)

Windows Update Have Disk...

Next Cancel

Troubleshoot your printer

If you can't get your printer to work, try running the printer troubleshooter.

[Open troubleshooter settings](#)

Related settings

[Print server properties](#)

[Run the troubleshooter](#)

[Get help](#)

[Give feedback](#)

Settings

Home

Find a setting

Devices

- Bluetooth & other devices
- Printers & scanners**
- Mouse
- Touchpad
- Typing
- Pen & Windows Ink
- AutoPlay
- USB

Printers & scanners

Add printers & scanners

+ Add a printer or scanner

Printers & scanners

- ABS PDF Driver v400
- Brother HL-L2350DW series
Not connected
- Brother HL-L2350DW series Printer
Offline
- Fax
- Gaiiho PDF
- HP LaserJet Professional P1102
- HPB0BA77 (HP OfficeJet Pro 8710)
- Microsoft Print to PDF
- Microsoft XPS Document Writer
- OneNote for Windows 10
- ScanSoft PDF Create!
Default

Allow Windows to manage my default printer
When this is on, Windows will set your default printer to be the one you used most recently at your current location.

← Add Printer

Which version of the driver do you want to use?

Windows detected that a driver is already installed for this printer.

Use the driver that is currently installed (recommended)

Replace the current driver

Next Cancel

Troubleshoot your printer
If you can't get your printer to work, try running the printer troubleshooter.
[Open troubleshooter settings](#)

Related settings
[Print server properties](#)
[Run the troubleshooter](#)

[Get help](#)
[Give feedback](#)

Settings

Home

Find a setting

Devices












- Bluetooth & other devices
- Printers & scanners**
- Mouse
- Touchpad
- Typing
- Pen & Windows Ink
- AutoPlay
- USB

Printers & scanners

Add printers & scanners

+ Add a printer or scanner

Printers & scanners

-  ABS PDF Driver v400
-  Brother HL-L2350DW series
Not connected
-  Brother HL-L2350DW series Printer
Offline
-  Fax
-  Gaiiho PDF
-  HP LaserJet Professional P1102
-  HPB0BA77 (HP OfficeJet Pro 8710)
-  Microsoft Print to PDF
-  Microsoft XPS Document Writer
-  OneNote for Windows 10
-  ScanSoft PDF Create!
Default

Allow Windows to manage my default printer

When this is on, Windows will set your default printer to be the one you used most recently at your current location.

← Add Printer

Type a printer name

Printer name:

This printer will be installed with the Adobe PDF Converter driver.

Next Cancel

Troubleshoot your printer

If you can't get your printer to work, try running the printer troubleshooter.


[Open troubleshooter settings](#)

Related settings

[Print server properties](#)

[Run the troubleshooter](#)

 [Get help](#)

 [Give feedback](#)

Settings

Home

Find a setting

Devices






- Bluetooth & other devices
- Printers & scanners**
- Mouse
- Touchpad
- Typing
- Pen & Windows Ink
- AutoPlay
- USB

Printers & scanners

Add printers & scanners

+ Add a printer or scanner

Printers & scanners

-  ABS PDF Driver v400
-  Adobe PDF Converter
-  Brother HL-L2350DW series
Not connected
-  Brother HL-L2350DW series Printer
Offline
-  Fax
-  Gaiiho PDF
-  HP LaserJet Professional P1102
-  HPB0BA77 (HP OfficeJet Pro 8710)
-  Microsoft Print to PDF
-  Microsoft XPS Document Writer
-  OneNote for Windows 10
-  ScanSoft PDF Create!
Default

Allow Windows to manage my default printer

When this is on, Windows will set your default printer to be the one

← Add Printer

Printer Sharing

If you want to share this printer, you must provide a share name. You can use the suggested name or type a new one. The share name will be visible to other network users.

Do not share this printer

Share this printer so that others on your network can find and use it

Share name:

Location:

Comment:

Next Cancel

Troubleshoot your printer

If you can't get your printer to work, try running the printer troubleshooter.


[Open troubleshooter settings](#)

Related settings

[Print server properties](#)

[Run the troubleshooter](#)

 [Get help](#)

 [Give feedback](#)

Settings

Home

Find a setting

Devices

- Bluetooth & other devices
- Printers & scanners**
- Mouse
- Touchpad
- Typing
- Pen & Windows Ink
- AutoPlay
- USB

Printers & scanners

Add printers & scanners

+ Add a printer or scanner

Printers & scanners

- ABS PDF Driver v400
- Adobe PDF Converter
- Brother HL-L2350DW series
Not connected
- Brother HL-L2350DW series Printer
Offline
- Fax
- Gaiiho PDF
- HP LaserJet Professional P1102
- HPB0BA77 (HP OfficeJet Pro 8710)
- Microsoft Print to PDF
- Microsoft XPS Document Writer
- OneNote for Windows 10
- ScanSoft PDF Create!
Default

Allow Windows to manage my default printer

When this is on, Windows will set your default printer to be the one

← Add Printer

You've successfully added Adobe PDF Converter

Set as the default printer

To check if your printer is working properly, or to see troubleshooting information for the printer, print a test page.

Print a test page

Finish Cancel

Troubleshoot your printer

If you can't get your printer to work, try running the printer troubleshooter.

[Open troubleshooter settings](#)

Related settings

[Print server properties](#)

[Run the troubleshooter](#)

[Get help](#)

[Give feedback](#)

Settings

Home

Find a setting

Devices

- Bluetooth & other devices
- Printers & scanners**
- Mouse
- Touchpad
- Typing
- Pen & Windows Ink
- AutoPlay
- USB

Printers & scanners

Add printers & scanners

+ Add a printer or scanner

Printers & scanners

- ABS PDF Driver v400
- Adobe PDF Converter
1 document(s) in queue
- Brother HL-L2350DW series
Not connected
- Brother HL-L2350DW series Printer
Offline
- Fax
- Gaiiho PDF
- HP LaserJet Professional P1102
- HPB0BA77 (HP OfficeJet Pro 8710)
- Microsoft Print to PDF
- Microsoft XPS Document Writer
- OneNote for Windows 10
- ScanSoft PDF Create!
Default

Allow Windows to manage my default printer

When this is on, Windows will set your default printer to be the one

Troubleshoot your printer

If you can't get your printer to work, try running the printer troubleshooter.

[Open troubleshooter settings](#)

Save PDF File As

<< Local Disk (C:) > Users > malco > Documents > MDJ > Adobe Acrobat

Search Adobe Acrobat

Organise New folder

Name	Date modified	Type	Size
No items match your search.			

File name: Test Page.pdf

Save as type: PDF files (*.PDF)

Save Cancel

Settings

Home

Find a setting

Devices

- Bluetooth & other devices
- Printers & scanners**
- Mouse
- Touchpad
- Typing
- Pen & Windows Ink
- AutoPlay
- USB

Printers & scanners

Add printers & scanners

+ Add a printer or scanner

Printers & scanners

- ABS PDF Driver v400
- Adobe PDF Converter
- Brother HL-L2350DW series
Not connected
- Brother HL-L2350DW series Printer
Offline
- Fax
- Gaiiho PDF
- HP LaserJet Professional P1102
- HPB0BA77 (HP OfficeJet Pro 8710)
- Microsoft Print to PDF
- Microsoft XPS Document Writer
- OneNote for Windows 10
- ScanSoft PDF Create!
Default

Allow Windows to manage my default printer

When this is on, Windows will set your default printer to be the one

Add Printer

You've successfully added Adobe PDF Converter

Set as the default printer

To check if your printer is working properly, or to see troubleshooting information for the printer, print a test page.

Print a test page

Finish Cancel

Adobe PDF Converter

A test page has been sent to your printer

This test page briefly demonstrates the printer's ability to print graphics and text and it provides technical information about the printer. Use the printer troubleshooter if the test page does not print correctly.

[Get help with printing](#)

Close

Troubleshoot your printer

If you can't get your printer to work, try running the printer troubleshooter.

[Open troubleshooter settings](#)

Related settings

[Print server properties](#)

[Run the troubleshooter](#)

[Get help](#)

[Give feedback](#)